

**Check out our Manatee Decal Collection!**

Visit our web pages to see the different designs available.


Your donation to the **Save the Manatee Trust Fund**

helps us with research, recovery, protection plans, habitat protection, sign posting and educational materials for the benefit of Florida's manatees.

Browse our site for more information:  
**MyFWC.com/psm**

Other FWC Internet Sites for Educators - Please contact site for information relating to species listed here:

- Florida Wildlife Research Institute  
<http://www.research.MyFWC.com>
- Wildlife Happenings - Bears, Eagles, etc.
- Alligator Information  
<http://wildflorida.org>
- Florida Panther Net  
<http://www.panther.state.fl.us>
- Animated Animals Coloring Book
- K-12 Education Programs
- Links for Educators  
<http://MyFWC.com/educator>



For more copies please contact Manatee Park at 239-690-5030.

**A Note to Educators**

The "Manatees Florida's Gentle Giants - A Coloring Activity Book" was originally created by the Northeast Florida Regional Planning Council with input from the Save the Manatee Club and the Florida Department of Natural Resources. Several updates, additions and agency changes have occurred over the years. This issue incorporates some of the old material with new graphics and updated information. Please let us know if you have other suggestions to improve this booklet. Graphics in this booklet were created by Jerry Bulgrin, Bonnie J. Abellera, S. Butch Rommel and Brian Bryson. Please credit the Florida Fish and Wildlife Conservation Commission if you use any of the text or graphics from the booklet. The material is not copyrighted and may be copied for use in schools or environmental education facilities. Donations to the Save the Manatee Trust Fund are always welcome if you are requesting bulk orders of any of our materials for your use.



**Florida Fish and Wildlife Conservation Commission**  
Imperiled Species Management  
(850) 922-4330

Printed by Lee County Parks and Recreation with FWC approval.

RV:07/04

# MANATEES



## Florida's Gentle Giants

Name: \_\_\_\_\_

Date: \_\_\_\_\_

## The Florida Manatee - Work Sheet

Before you start your session about manatees, take a few minutes to write down what you know about these animals. At the end of the session, write down what you learned and see how your two lists compare.

What I know about manatees now:	What I learned about manatees:

- Based on what you learned about manatees, write a short story about the manatees that may live in the waterways near you. Include area landmarks, waterways and marinas in your story. How can these areas better protect manatees?
- What are some things that you can do today to protect the manatee's habitat?

Remember, you can make a difference.

## What Should You do if You See a Manatee?

If you see a manatee and it is not injured, passive observation is encouraged. Manatees do not need us to provide them with food or water if they are in the wild.  
 (Use the report on the following page if you would like to send your manatee sighting data to our researchers. Remember to include your name and phone number so that you can be contacted if more information is needed.)



**Please do not attempt to touch or harm the manatee in any way. It is against the law to harass, harm, pursue, hunt, shoot, wound, kill, annoy or molest manatees.**

Remember, if you see an injured, dead or tagged manatee, or one that is being harassed, please call the FWC Law Enforcement Unit at 1-888-404-FWCC (1-888-404-3922) or dial #FWC on your mobile phone.

Manatees are protected under the federal Endangered Species Act of 1973 and the Marine Mammal Protection Act of 1972. The Florida Manatee Sanctuary Act of 1978 designates the entire state of Florida as a manatee sanctuary.



### For more information:

**Florida Fish and Wildlife Conservation Commission (FWC)**  
 Habitat and Species Conservation - Imperiled Species Management  
 620 South Meridian Street, DHSC-ISM  
 Tallahassee, Florida 32399-1600


**(850) 922-4330**

Internet address:  
**MyFWC.com/psm**

## Help manatees stay “on the road to recovery.”

Floridians support the Florida Fish and Wildlife Conservation Commission’s manatee conservation, research and educational efforts by purchasing a special license plate for their cars and trucks. The example below is a thank you to them. This particular plate is painted on the back of special trailers used in manatee research.

Directions: Color the manatee gray and the tall letters red. The sea grass, which the manatees eat, should be green. Color the area around the manatee a light blue.




By purchasing one of these speciality plates, people of Florida help manatees. (If your family has a Save the Manatee license plate, “THANK YOU for your support!”)



To find out more information about the Save the Manatee license plate, visit our website at:  
**MyFWC.com/psm**

## What are Manatees?

**M**anatees (*Trichechus manatus*) are endangered aquatic mammals found in Florida’s waterways. Manatee fossils found in Florida date back 45 million years. Recent fossil discoveries in Jamaica show that manatees evolved from a four-footed, wading, plant-eating land animal. The manatee’s closest land relative is the elephant.



Female manatee (cow) and her baby (calf)

### What does a Manatee look like?

Manatees are large, round and gray with leathery looking thick skin. From the blunt whiskered snout, the manatee’s body rounds out to a torpedo shape and then tapers to a flat, paddle-shaped tail. Two forelimb flippers, with up to four nails, are located near its head. Like all mammals, manatees have hair on their bodies. Although the hair is very sparse, it exists in stiff short strands all the way down to the tail. Female manatees nurse their young from teats found just behind the base of their flippers. Manatees breathe air and must surface to breathe approximately every three to five minutes when traveling or eating. When resting, the manatee can stay down for longer periods of time. Although the average manatee is ten feet long and weighs about one thousand pounds, manatees can get much larger. The heaviest manatee scientists weighed was 3,600 pounds.


# Connect the dots to see where Manatees live!



All manatees can live in slow-moving rivers, saltwater bays and canals and the ocean. They are found in:

- ...Florida's coastal waters from Miami to Jacksonville.
- ...the St. Johns River from Jacksonville to Lake Monroe.
- ...the Gulf of Mexico from Florida Bay to the Panhandle rivers of North Florida.
- ...the Florida Keys.
- ...sometimes in the summer as far west as Texas and as far north as Rhode Island.

# MANATEE DRAWING ACTIVITY

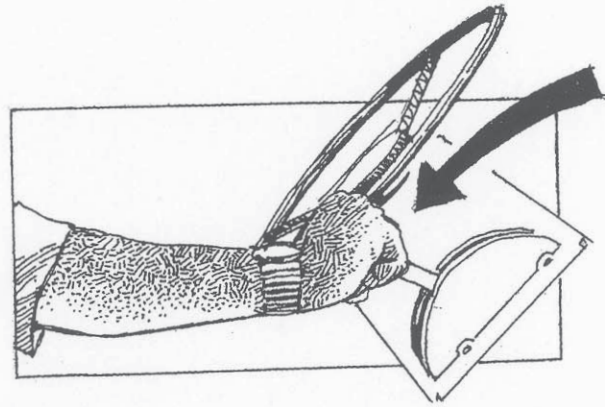


**U**se the space above to draw a manatee. You may use crayons, markers, or pencils. Be creative!

Fill in the blank spaces in the sentences below. Think about what the picture is "telling" you to do for manatee protection.

1 Manatees are wild marine mammals found mostly in Florida's coastal areas. When you see manatees in the wild, please \_\_\_\_\_

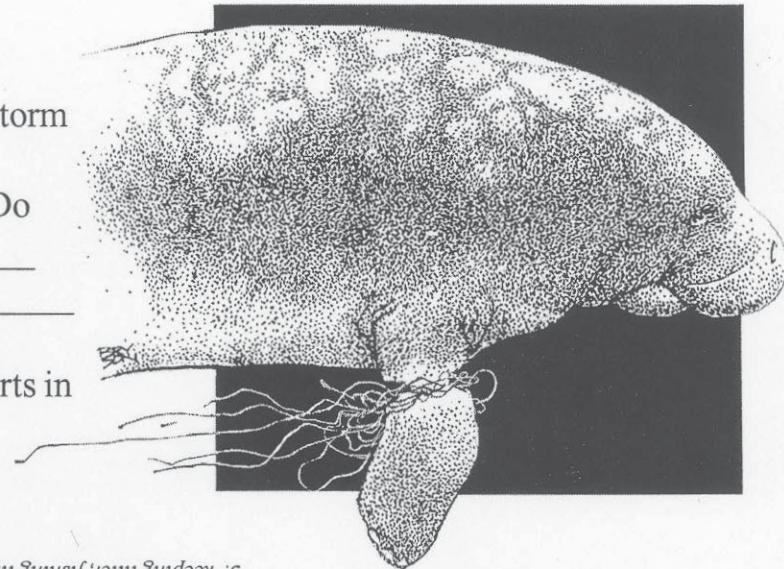
\_\_\_\_\_ as this could change the manatee's behavior. Wild manatees should fear humans and swim away if approached. (If you see a group of manatees close to shore, it is probably a mating herd. DO NOT disturb the manatees.)



2 One of the ways that boaters could help manatees is by \_\_\_\_\_ the speed of their boats. When boaters follow the speed limits posted on waterway signs they are helping to protect Florida's manatees.

3 Litter, fishing line and storm debris are found in Florida's coastal waters. Do your part by \_\_\_\_\_

\_\_\_\_\_ and by helping with beach clean-ups or recycling efforts in your area.



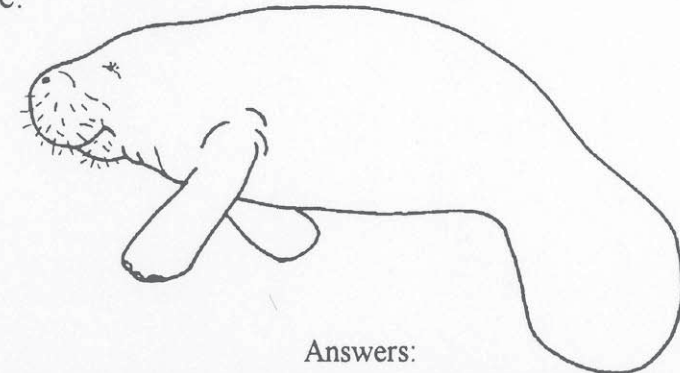
Answers: 1. Do not touch manatees 2. "Reducing" or "slowing" 3. keeping litter, fishing line, garbage, etc. out of the waterways

# What are the four basic elements of HABITAT?

(Fill in the blanks to find out the basic elements of habitat)

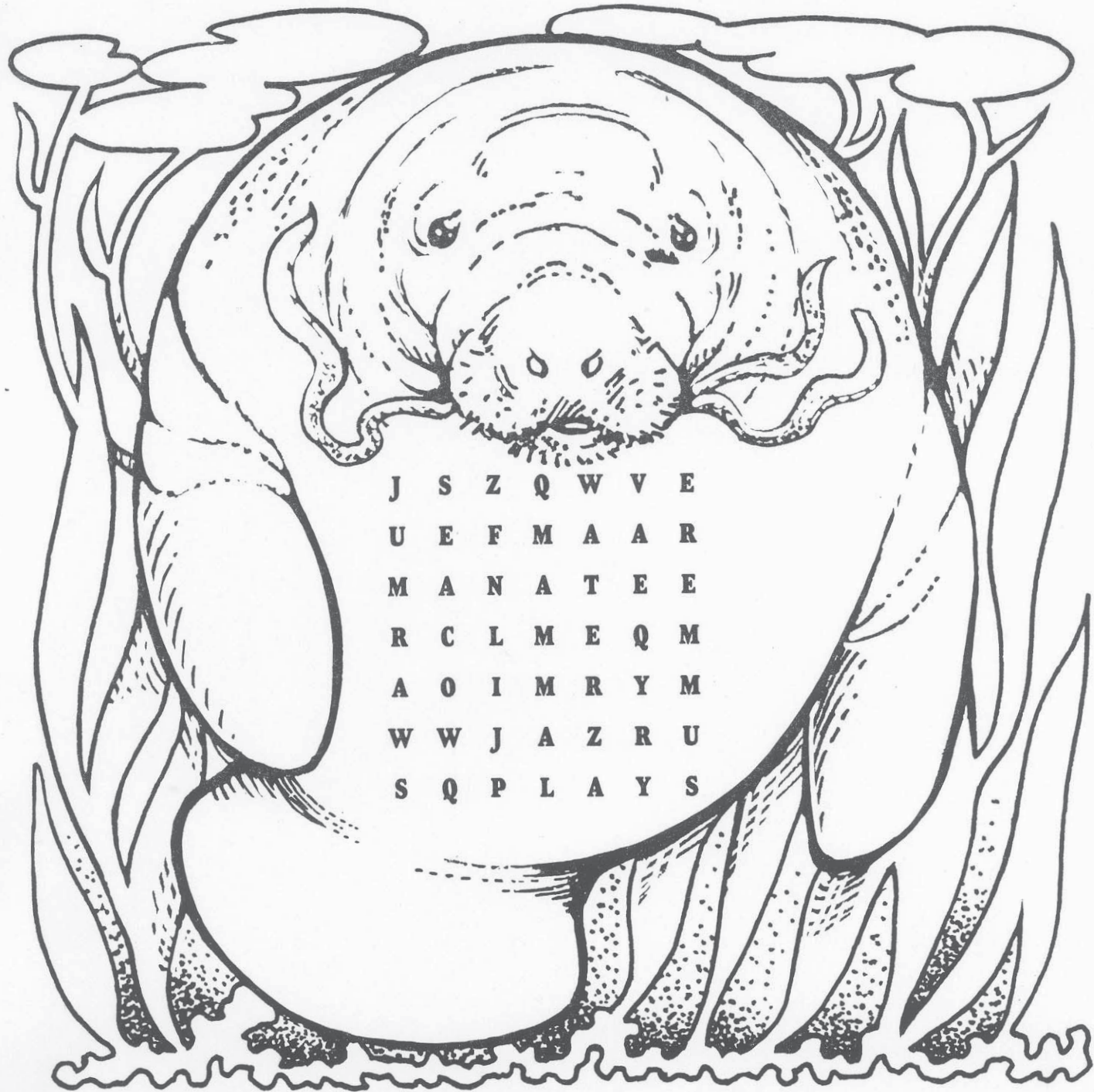
1. Manatees eat plants that grow in the water. These plants are called aquatic vegetation. Aquatic vegetation is the only type of F \_\_\_ O \_\_\_ that manatees should eat.
2. Manatees seek out and drink fresh W \_\_\_ E \_\_\_ from natural sources. They do not need people to provide this drink for them.
3. Manatees are migratory animals. Their travel is influenced by seasonal changes. Travel corridors are necessary for the manatee to move back and forth between summer and winter habitats. People who use these corridors must respect the manatees' need for safe passage and provide adequate S P \_\_\_ C \_\_\_ for the manatee to reach its destination.
4. Manatees must have a safe, protected area, or S H \_\_\_ L \_\_\_ R, that they can go to that keeps them away from harassment, boat traffic, strong currents and people. These areas are needed for feeding, resting, playing, mating or calving their young. In Florida, with the growing number of people and boats, this safe protected area is getting harder and harder for the manatee to find.

If any of the four elements ( \_\_\_\_\_, \_\_\_\_\_, \_\_\_\_\_, or \_\_\_\_\_ ) are missing, the manatee cannot survive. It is up to all of us to help the manatee survive.



Answers:

The four elements of suitable habitat are food, water, space, and shelter.



J S Z Q W V E  
 U E F M A A R  
 M A N A T E E  
 R C L M E Q M  
 A O I M R Y M  
 W W J A Z R U  
 S Q P L A Y S

**F**ind these words hidden in the Manatee. Words can be read frontward, backward, up, down and diagonally.



EAT  
 MAMMAL  
 MANATEE  
 PLAY  
 SEA COW

SUMMER  
 SWIM  
 WARM  
 WATER

# ACTIVITIES

## Tree Ornaments

Cut out the manatee shapes to use as guides. Lay the shapes on the construction paper and draw a line around each shape. Cut out the manatees. Tape an ornament hanger to the manatee shapes and hang on your tree. Shapes can also be used for mobiles.



**BUMPER STICKERS**  
 Buy inexpensive rolls of white contact paper. Cut to bumper sticker size. Create your own bumper sticker with crayons, markers, paints.

## Manatee Sponges

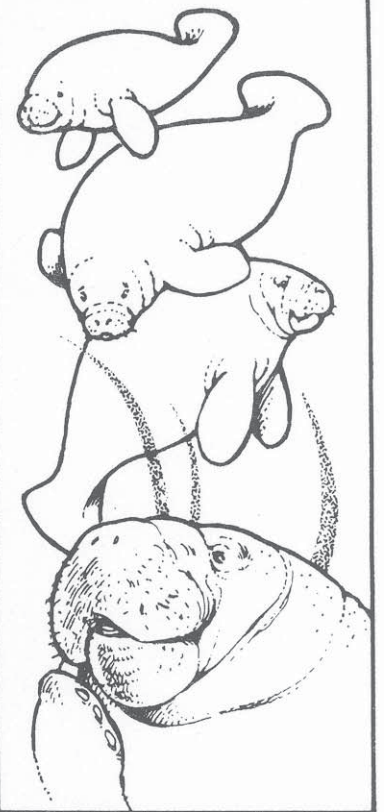
Cut out the manatee shapes to use as guides. Lay the shapes on a sponge. Cut out the manatees. Use as a bathtub toy or in the kitchen. Be creative with the sponges and use them for sponge painting your own wrapping paper or for decorating your T-shirts. (Make sure you ask an adult to help choose the right paint for your project.)

## I LOVE MANATEES MAGNETS


Color Manatee face. Cut out along the solid line. Glue a magnet to the back. Use on the refrigerator for notes.



## I LOVE THE MANATEES



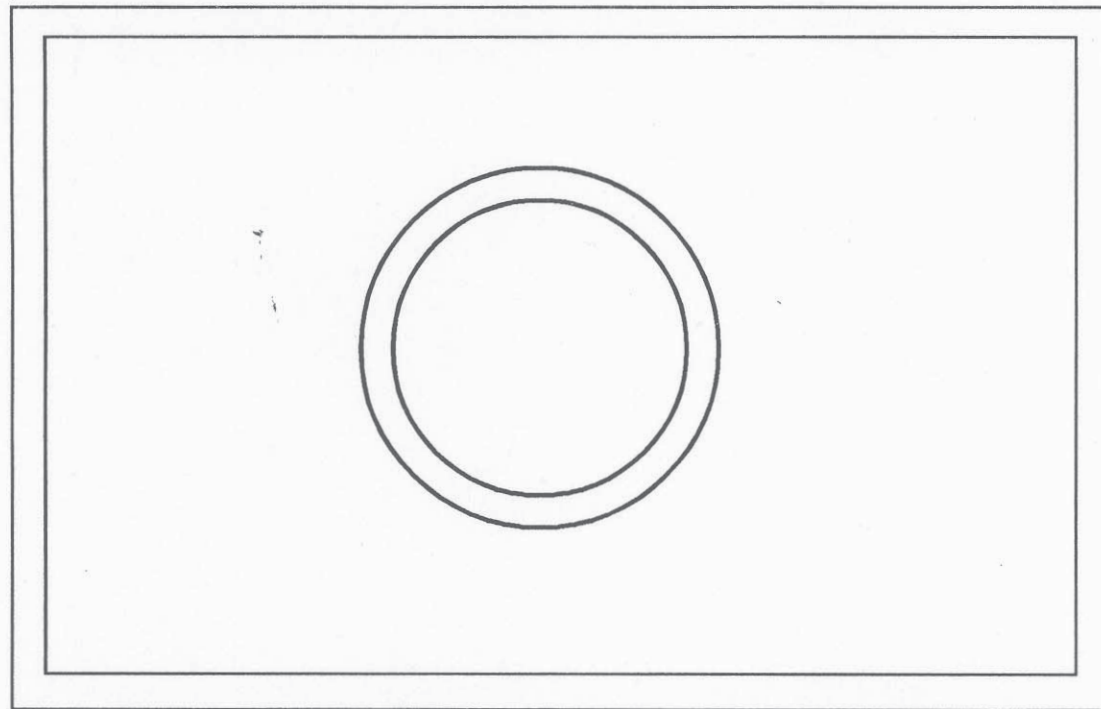
## I LOVE THE MANATEES




BOOKMARKS — Color and cut out the bookmarks on this page. To make the bookmarks stronger, glue each to a piece of construction paper that is the same size as the bookmarks. Give one to a friend!

# What do the Waterway Signs Mean?


(Color the sign border and shapes orange. The sign background is white.)



A. A Circle Shape means - Follow the posted  
RULE on the sign.



B. A Diamond Shape means - DANGER!

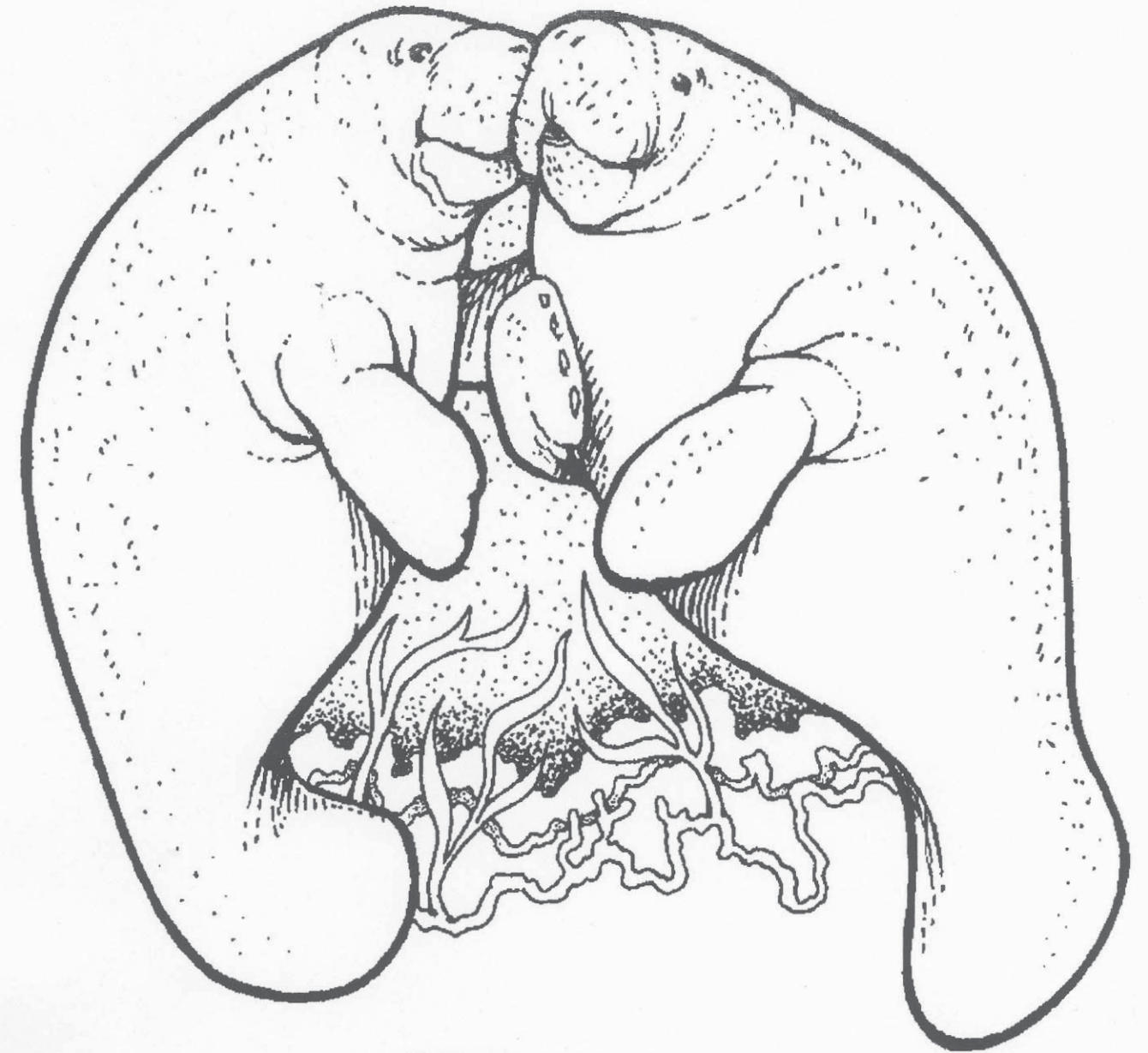



C. A Diamond with a Cross means -  
DO NOT ENTER (All vessels)

### Challenge Activity:


Match the following messages to the correct sign above. Write A, B, or C next to the message below. Check your answers to see if you are right.

- |                                 |                      |
|---------------------------------|----------------------|
| _____ IDLE Speed - No Wake      | _____ Manatee Refuge |
| _____ Rock(s)                   | _____ Stump(s)       |
| _____ SLOW Speed - Minimum Wake | _____ Swim Area      |



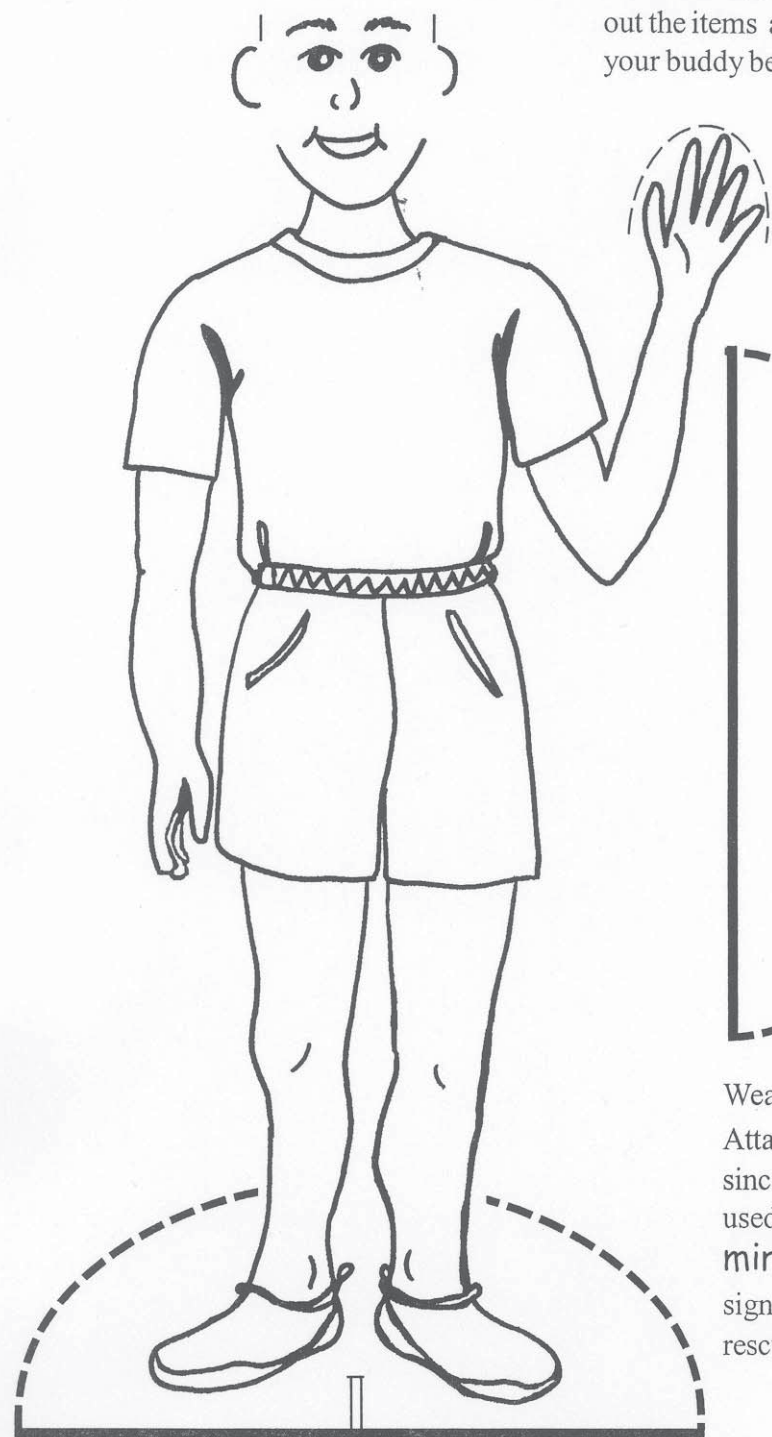
## Manatee Trivia

- ✦ Manatees have no eyelashes or eyelids like most mammals.
- ✦ Muscles around a manatee's eyes close and open much like a camera aperture.
- ✦ A manatee's heart beats at a rate of 50 to 60 times per minute.
- ✦ Manatees sometimes groan when they stretch.
- ✦ A manatee communicates by squeaking.
- ✦ A manatee chews two times per second.
- ✦ A manatee cannot turn its head sideways--it must turn its whole body around.

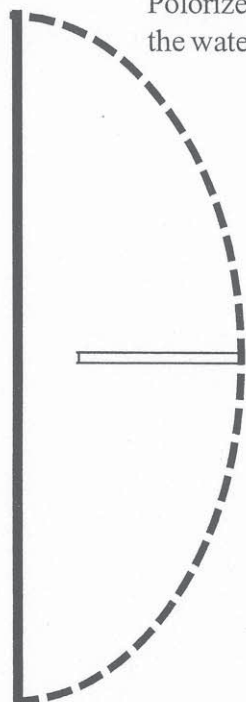


# Life Jackets Help Save Lives

Draw some hair on your boating safety buddy and color the clothes and other accessories. Lightly **glue** the page to a stiffer sheet of paper. **Cut** out the items and place the items on your buddy by folding the tabs. Help your buddy be better prepared for a trip on the water.



Wear polarized **sunglasses** so that you can see objects just below the surface of the water (such as seagrass beds, manatees and even fish and turtles). Polarized lenses help cut the glare from the sun on the water and also protects your eyes.



Wear your **life jacket** when near shore or on a boat. Attach a **whistle** to your life vest that has a plastic ball inside since the cork balls do not work well when wet. The whistle is used to attract a rescuer's attention to your location. A small **mirror** placed in a pocket can be used to flash sunlight signals in emergency situations. **Practice water safety** rescues with your parents before an emergency happens.

A life jacket is also called a Personal Flotation Device or a PFD.

Make sure your life jacket is Coast Guard approved and fits well. Most important, remember to **Wear your Life Jacket!**

Wear the proper life jacket for your activity:

**Type 1** - Off-shore life jacket (front and back floatation to help you float for a long time)

**Type 2** - Near-shore life jacket (looks like an upside down U. Rescue time may be shorter)

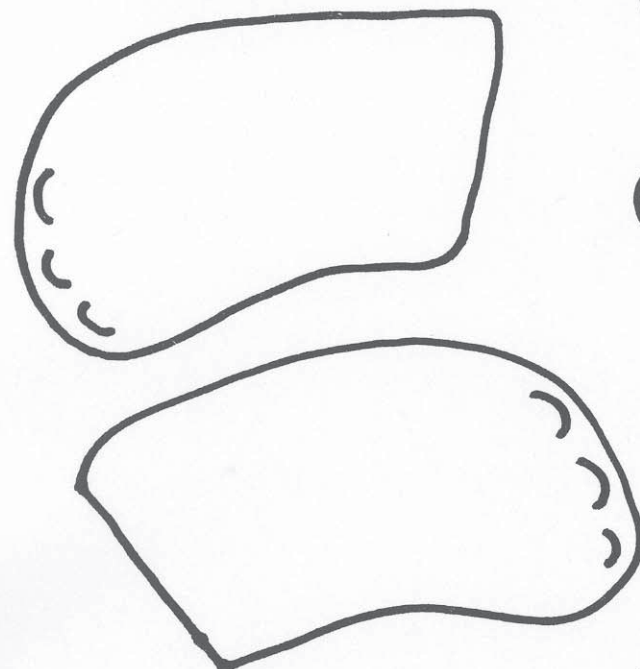
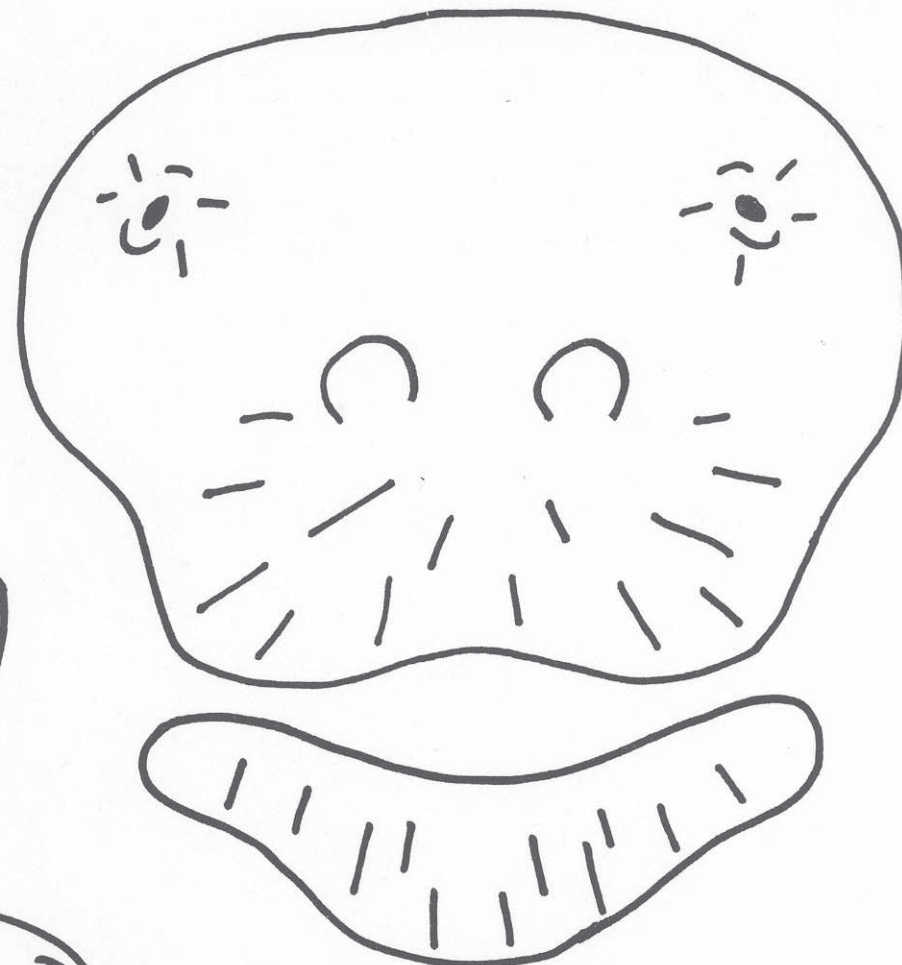
**Type 3** - Sport life jacket (used for watersport activities--similar to Type 1 with more straps)

**Type 4** - Throwable flotation (seat cushion, etc.-- throw to a person who needs help)

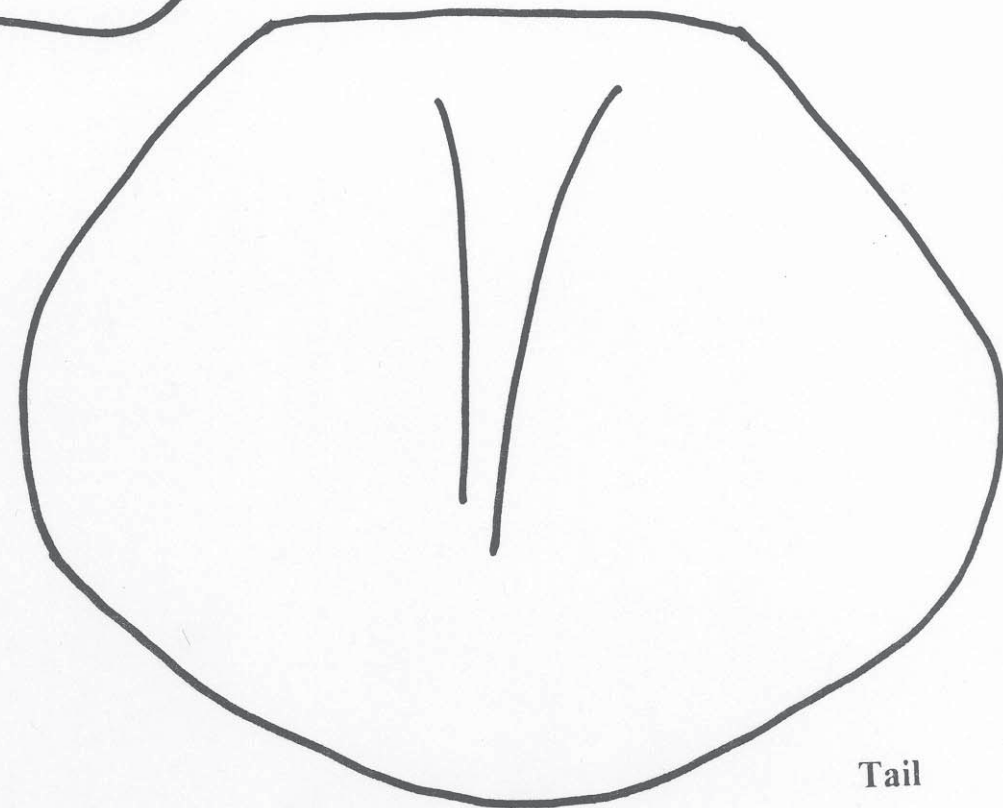
# Manatee Puppet

Directions: Color each of the pieces gray or brown. Cut the pieces out and glue them to a paper bag as shown below. Make sure you attach the head to the bottom of the bag so that you can open the manatee's mouth. Give your manatee a name and herd together with your other manatee friends. Manatees are great socializers!

(Puppet idea courtesy of the Florida Marine Research Institute.)



**Bottom of mouth**  
(glue just under the flap of the paper bag)



**Tail**